



# PiK 460M(120)

10 BB HALF-CELL N-Type TOPCon White/Black Backsheet Monocrystalline PV module



**460W**  
POWER RANGE

**21.25%**  
MAXIMUM EFFICIENCY

**0.40%**  
YEARLY DEGRADATION

**10** 10 YEARS PRODUCT WARRANTY

**25** 25 YEARS OUTPUT GUARANTEE



IEC 61215/IEC 61730

ISO 14001: Environmental Management System

ISO 9001: Quality Management System

ISO45001: Occupational Health and Safety Management System

\*As there are different certification requirements in different markets. Please contact your local sales representative for the specific certificates applicable to the products in the region which the products are to be used.



## Key Features



### Excellent Cells

SMBB technology reduce the distance between busbars and finger grid line which is benefit to power increase.



### Better Weak Illumination

More power output in weak light condition, such as haze, cloudy and early morning.



### Anti PID

Ensured PID resistance through the quality control of cell manufacturing process and raw materials.



### Adapt to Harsh Outdoor Environment

Resistant to harsh environments such as salt, ammonia, sand, high temperature and high humidity environment.



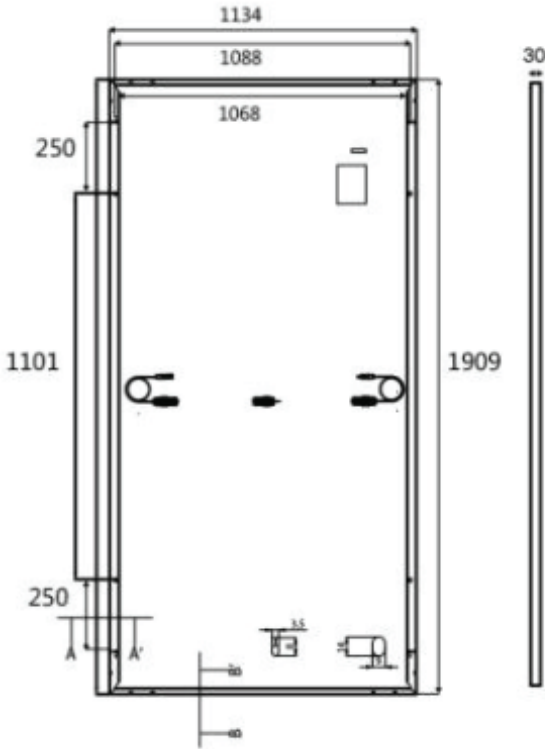
### Reaction to Fire

In conformity with standard UNI 9177:1987, reaction to fire class 1.

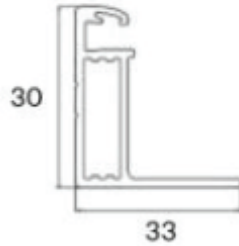


### Excellent Quality Management

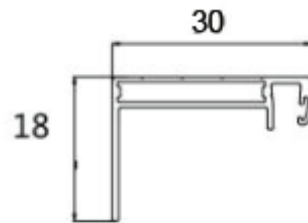
Warranted reliability and stringent quality assurances well beyond certified requirements.



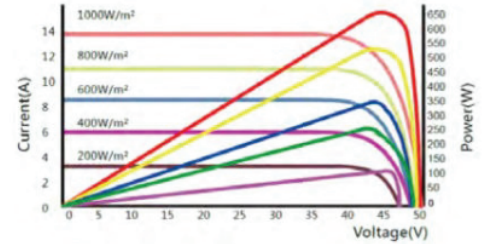
Frame Cross Section A-A



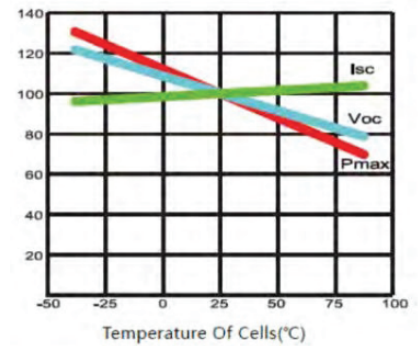
Frame Cross Section B-B



I - V characteristics at different Irradlations



I - V characteristics at different temperatures



**ELECTRICAL CHARACTERISTICS | STC\***

Nominal Power Watt Pmax(W)*	460	465	470	475
Maximum Power Voltage Vmp(V)	35.20	35.40	35.60	35.80
Maximum Power Current Imp(A)	13.08	13.14	13.20	13.27
Open Circuit Voltage Voc(V)	41.80	42.00	42.20	42.40
Short Circuit Current Isc(A)	13.78	13.85	13.92	13.99
Module Efficiency (%)	21.25	21.48	21.71	21.94

\*The data above is for reference only and the actual data is in accordance with the practical testing.  
\*STC (Standard Test Condition): Irradiance 1000W/m<sup>2</sup>, Module Temperature 25±2°C, AM 1.5  
\*Measuring uncertainty: ±3%, all the electrical characteristics such as Power, Im, Vm and FF are within ±3% tolerance.

**MECHANICAL DATA**

Solar cells	N-type Monocrystalline
Cells orientation	120 (6x20)
Module dimension	1909x1134x30mm (With Frame)
Weight	23.5 kg
Glass	3.2mm, High Transmission, AR Coated Heated Strengthened Glass
Junction Box	IP 68, 3 diodes
Cables	4 mm <sup>2</sup> , 350 mm
Connectors*	MC4-compatible

\*Please refer to regional datasheet for specified connector

**ELECTRICAL CHARACTERISTICS | NMOT\***

Maximum Power Pmax(Wp)	337.10	340.90	344.40	348.10
Maximum Power Voltage Vmp(V)	32.00	32.20	32.40	32.60
Maximum Power Current Imp(A)	10.53	10.59	10.65	10.70
Open Circuit Voltage Voc(V)	39.00	39.20	39.40	39.60
Short Circuit Current Isc(A)	11.17	11.22	11.28	11.33

\*NMOT: Irradiance 800W/m<sup>2</sup>, Ambient Temperature 20°C, AM 1.5 Wind Speed 1m/s

**TEMPERATURE RATINGS**

NMOT	44°C ±2°C	Maximum system voltage	1500 V DC
Temperature coefficient of Pmax	(-0.36 ±0.03)%/°C	Operating temperature	-40°C ~ +85°C
Temperature coefficient of Voc	-0.28 %/°C	Maximum series fuse	30 A
Temperature coefficient of Isc	0.05 %/°C	Front Side Maximum Static Loading	Up to 5400 Pa

\*Remark: Do not connect Fuse in Combiner Box with two or more strings in parallel connection

**WORKING CONDITIONS**