

# R63 Bulb



### Features:

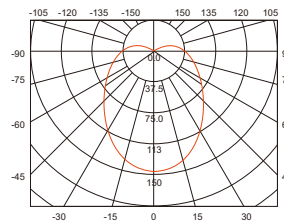

- 7W equivalent to 40W incandescent bulb
- Insulated and eco-friendly ceramic heat sinking design
- Ra90 (2700K)
- Switching power supply
- CE and RoHS compliant

### Applications:

- Home, villa and other residential buildings
- Hotels, restaurants, bars, cafes

Product No.	Wattage (W)	Incandescent Equivalent(W)	Voltage (V)	Rated life (hrs)	Lumens (lm)	CCT (K)	Ra	Socket	Dimmable	Energy Efficiency Classes
R63 KF40T7	7	40	AC220-240V	25000	470	2700	90	E27	No	A+

\* Note: Data is subject to change without prior notice. Please visit [www.civilight.com](http://www.civilight.com) for further information.



### Cautions:

- Power off before replacement
- Not for use in totally enclosed recessed fixtures
- Not intended for use with emergency exit fixtures or emergency lights
- Consult competent electricians for technical support



# R50 Bulb



### Features:

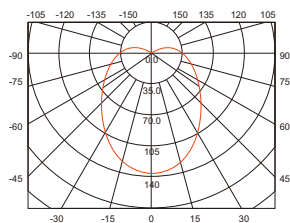

- 6W equivalent to 40W incandescent bulb
- Insulated and eco-friendly ceramic heat sinking design
- Ra90 (2700K)
- Switching power supply
- CE and RoHS compliant

### Applications:

- Home, villa and other residential buildings
- Hotels, restaurants, bars, cafes

Product No.	Wattage (W)	Incandescent Equivalent(W)	Voltage (V)	Rated life (hrs)	Lumens (lm)	CCT (K)	Ra	Socket	Dimmable	Energy Efficiency Classes
R50 KF40T6	6	40	AC220-240V	25000	400	2700	90	E14	No	A+

\* Note: Data is subject to change without prior notice. Please visit [www.civilight.com](http://www.civilight.com) for further information.



### Cautions:

- Power off before replacement
- Not for use in totally enclosed recessed fixtures
- Not intended for use with emergency exit fixtures or emergency lights
- Consult competent electricians for technical support



Indoor



Bedroom



Hotel



Restaurant