


# RF Dimmer

Model: SR-2501(0-10V/PWM)



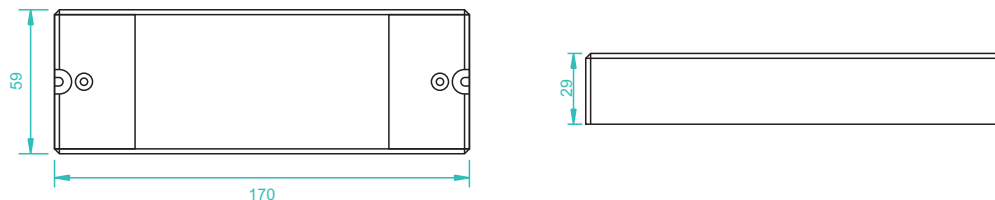
## Feature

- Compatible with different remote controls
- Push Dim function available
- To dim and switch Single color LED lighting.

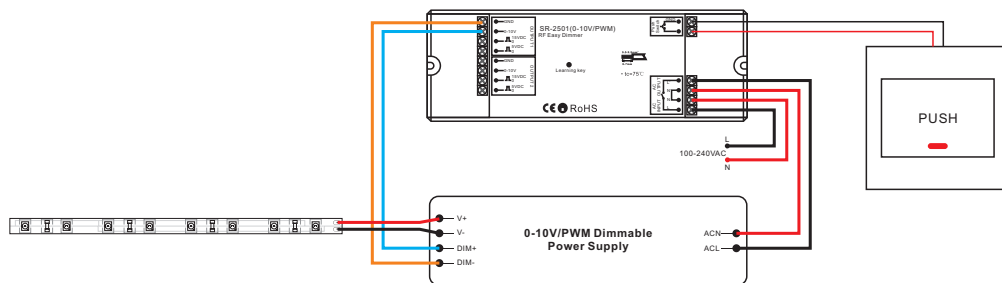
## Parameter

Part No.	Input Voltage	Input Current	Output	Remarks
SR-2501(0-10V/PWM)	100-240VAC	60mA Max.	2x(0-5VDC) 2x(0-10VDC) 2x(0-15VDC)	Output PWM Signal

## Product Size



## Wiring diagram



## Operation

- Do wiring according to connection diagram
- Short press learning key on receiver is when you do pair with remote (see the remote's use manual accordingly once the receiver and remote well paired, the led light flashes means well learned.
- Long press the learning key on receiver over 5 seconds until LED light flash, then delete the learned ID, the receiver will be reset to factory defaults.
- When connected to Push Switch, short press push switch for switch ON/OFF, long press push switch to dim up, long press again to dim down

**Each receiver can be controlled by 8 different remotes in max.**

## Warranty Agreement

- We provide lifelong technical assistance with this product:
  - 5-year warranty. We print date on every products, for example :1125 means year 2011, week 25. The warranty is for free repair or replacement and covers manufacturing faults only.
  - For faults beyond the 3-year warranty we reserve the right to charge for time and parts.
- Limited Warranty
  - Any defects caused by wrong operation.
  - Any damages caused by unauthorized removal, maintenance, modifying, incorrect connection and replacement of chips.
  - Any damages due to transportation, vibration etc. after purchase.
  - Any damages caused by earthquake, fire, lightning, pollution and abnormal voltage.
  - Any damages caused by negligence, inappropriate storing at high temperatures and humidity or near harmful chemicals.
  - Product has been updated
- Repair or replacement as provided under this warranty is the exclusive remedy to the customer.

## Safety & Warnings

- The product shall be installed and serviced by a qualified person.
- IP20. Please avoid the sun and rain. When installed outdoors, please ensure it is mounted in a water proof enclosure.
- Always be sure to mount this unit in an area with proper ventilation to avoid overheating.
- Please check if the output voltage of any LED power supplies used comply with the working voltage of the product.
- Never connect any cables while power is on and always assure correct connections to avoid short circuits before switching on.
- Please ensure that the cable is secured tightly in the connector
- For update information please consult your supplier.